

GUIDANCE AND COUNSELING QUICK REFERENCE GUIDE GRADUATION REQUIREMENTS- class of 2019 (and beyond)

SUBJECTS	College Prep
ENGLISH	4 units
MATH	4 units
SCIENCE	4 units
SOCIAL STUDIES	3 units
P. E. (Gen Health/Pers. Fitness)	1 unit
*WORLD LANGUAGE/CAREER TECH/FINE ARTS ELECTIVES	3 units
ADDITIONAL ELECTIVES	7 units NSCHS
TOTAL	26 units

* If planning to attend a 4 year College/University, at least 2 years of same World Language is required for admissions

EOC (Milestones Test)

% of Final Grade

Ninth Grade Literature & Composition
Algebra
Geometry
Biology

Physical Science
American Literature & Composition -11th Grade
U. S. History
Economics

PROMOTION REQUIREMENTS

Ninth Grade to Tenth Grade	Pass at least 5 units
Tenth Grade to Eleventh Grade	Pass at least 12 units
Eleventh Grade to Twelve Grade	Pass at least 19 units
Graduate	26 credits for NSCHS (23 credits-State of GA requirements)

TESTS

ACT- American College Testing-www.actstudent.org

EOC- End of Course Milestones Test

SAT- Scholastic Aptitude Test-www.collegeboard.org

PSAT- 9th-11th grades only

HELPFUL WEBSITES

North Springs Charter High School- www.northspringshigh.com

Fulton County BOE- www.fultonschools.org

Georgia Futures/HOPE information/College Planning- www.gafutures.org

Test taking and study tips-www.TestTakingTips.com

Family Education- www.familyeducation.com

Georgia Career Information System (GCIS)- www.gcic.peachnet.edu

Scholarships- www.fastweb.com

**** Download the new INFINITE CAMPUS app to stay on top of student progress****

COUNSELOR CASELOAD

Johnson- A-Gak

Butler- Gal-New

Shabazz- Nex-Z

Ellis-All 9th grades

Landreau- Magnet Coordinator

Daniel, College and Career Center- E 107

Smith- School Social Worker

Blinder- School Psychologist

Rocha- Counseling Secretary

Bryan- Registrar

Quick Start Guide

CREATE A PARCHMENT ACCOUNT AND ORDER YOUR TRANSCRIPT

Download the Parchment Guide to Ordering Transcripts for FAQs and full details on registering, ordering, and more.

CREATE A PARCHMENT ACCOUNT

1. Go to the Sign up page, and fill in the fields.

- If you select that you are interested in colleges/scholarship programs discovering you, you will be asked to enter information about your academic history.

- Yes, I am interested in colleges and scholarship programs discovering me through Parchment
- No, I do not want to be discovered by colleges and scholarship programs looking for students like me

2. Click **Start** by adding a school or organization you attended.

3. Enter the name of the school you attend(ed) in the search box and click **Search**.

4. When your school appears, click **Add** and then fill in the fields on the **Add Enrollment Information** page.





If you received an email from your school with a link in it, or a handout with a code, follow the instructions in the email or handout to register. Or if your school's website has a link to Parchment on it, use that link because you may be able to register in fewer steps.

ORDER YOUR TRANSCRIPT

1. Sign in to your account.

2. Click **Order** under the name of your school.

3. You will see two destination options. If you are sending your transcript to a school, select the option on the left. If you are sending it to yourself or to another individual, select the option on the right:

	OR	
An Academic Organization, Admissions Office, Business, or Other Organization.		Yourself or Another Individual

If you select the option on the left, you will be presented with a search box where you will search for the destination. If the destination that you are sending your transcript to does not appear, click **Enter Your Own** to manually enter the destination.

Enter Your Own

4. Continue filling in the fields to place your order. Information on the next page tells you more about the options that you will see here.

5. On the **Provide Consent** page you (or your parent/guardian) authorizes Parchment to release your transcript from your school once we receive the transcript. You can sign with your mouse or finger.

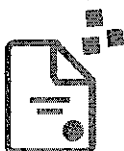
6. Finally, you will make a payment (we accept Visa, Mastercard, Discover, and American Express), and you can then begin to track your order.

IMPORTANT THINGS TO NOTE

Remember that your school has your transcript. If you track your order and see **Order submitted to school** as your order status, please contact your school if you are concerned about a delay in processing your order.

ELECTRONIC AND PAPER TRANSCRIPTS

Sending and receiving electronic transcripts is fast, easy, and secure, but we know that there may be times when you need to send paper transcripts. Since some schools in the Parchment network may only want to receive electronic transcripts, you may not be presented with a choice of delivery methods.



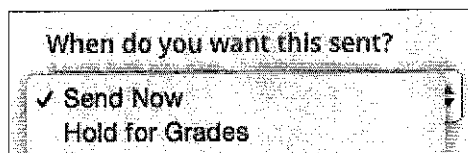
For electronic transcripts, the recipient will either receive an email with a link in it to access your transcript, or, if the recipient is a school that is part of our Parchment network, the electronic transcript will land in their Parchment account.



For paper transcripts, you have the option to send your transcript by USPS mail or overnight delivery. We use FedEx for overnight delivery. FedEx does not deliver on Saturdays and Sundays. Remember that your school must approve and process your order before we can send your transcript, so if you select overnight delivery, your transcript may not be delivered the next day if there is a delay with your school processing your order.

SEND YOUR TRANSCRIPT NOW OR WAIT UNTIL YOUR NEXT GRADES ARE ON IT

During your order, you will be presented with a drop-down menu where you can select if you want to wait until your next grades are in before sending your transcript.



When do you want this sent?

- ✓ Send Now
- Hold for Grades

TRACK YOUR ORDER

Visit our help topic [Track your order](#) for full details on tracking your transcript. It includes troubleshooting information too if your transcript has not been received.

NEED MORE HELP?

Visit our [Help Center](#) if you need any help along the way. We have help topics and videos, and you can submit a support ticket to contact us.

North Springs High School Students: We Have Your Prep



Build a foundation for success with 15 hours of targeted instruction.

Features

Hours: 15 hours of in-person instructor-led prep

Practice Tests: 3 proctored full length tests and more via
10 Practice Tests for the SAT or 1471 ACT Practice Questions

Study tools: Access to additional video lessons and online practice drills



Fall 2019-20 Classes				
Test	Day of Week	Class Times	Start Date	End Date
December SAT	Wednesday	4:00 – 6:30PM	September 7	October 23
December ACT	Monday	4:00 – 6:30PM	October 26	December 9

*All Classes have 3 Practice Tests on Saturday mornings at 9:00AM

Course only \$125

when you use promo code: **FCSATL** - You save \$574!

Go to PrincetonReview.com/FultonCounty today to get started!

1-800-2REVIEW (800-273-8439) | PrincetonReview.com
Atlanta Local Office: 1-800-273-8439 ext. 1070

Fulton County BOE has a limited number of scholarships available if you receive a free or reduced lunch. Visit surveymonkey.com/r/FCS-Scholarships to apply.

*Test names are the registered trademarks of their respective owners, who are not affiliated with The Princeton Review. The Princeton Review is not affiliated with Princeton University.

Eligibility for the HOPE Scholarship

Basic Eligibility

All HOPE programs require students to meet basic requirements. An eligible student must:

1. Meet HOPE's U.S. citizenship or eligible non-citizen requirements;
2. Be a legal resident of Georgia;
3. Meet enrollment requirements;
4. Be in compliance with Selective Service registration requirements;
5. Meet academic achievement standards;
6. Be in good standing on all student loans or other financial aid programs;
7. Be in compliance with the Georgia Drug-Free Postsecondary Education Act of 1990;
8. Not have exceeded the maximum award limits for any HOPE program.

Program Eligibility

To receive HOPE Scholarship funding, students must:

1. Meet **one** of the following academic requirements:
 - Graduate from a HOPE-eligible high school with a minimum 3.0 grade point average (as calculated by GSFC). Details
 - Receive a high school diploma through petition of the local school board, in accordance with O.C.G.A. §20-2-281.1, from a HOPE-eligible high school with a minimum 3.0 grade point average (as calculated by GSFC). Details
 - Graduate from an ineligible high school, complete a home study program in Georgia, or earn a GED and score in the national composite 75th percentile or higher on the SAT or ACT prior to high school graduation, home study completion, or earning a GED. Details
 - Graduate from an ineligible high school or complete a home study program in Georgia and then earn a minimum 3.0 cumulative postsecondary grade point average after attempting 30 semester or 45 quarter hours of college degree-level coursework for retroactive HOPE Scholarship payment. Details
 - Earn a minimum 3.0 cumulative postsecondary grade point average after attempting 30, 60, or 90 semester hours or 45, 90, or 135 quarter hours after high school graduation, home study completion, or receipt of GED. Details
2. Be enrolled as a degree-seeking student at a public or private HOPE-eligible college or university in Georgia.
3. Meet academic rigor requirements. Beginning with students graduating from an eligible high school on or after May 1, 2015, students must complete a specific number of academically rigorous courses, as identified on the Academic Rigor Course List, in addition to meeting the GPA requirements. This does not include students who received a high school diploma through petition of his or her local school board, in accordance with O.C.G.A. §20-2-281.1, nor does it apply to students graduating from home study programs.

How To Track Your HOPE Academic Eligibility


Georgia's HOPE Programs are for those students who demonstrate academic achievement, not only in high school but throughout their time in college.

Beginning in high school, Georgia students are able to track their My High School HOPE GPA through their GAfutures account to know if they are on track to earn the HOPE and Zell Miller Scholarship.

Now, with the My College HOPE Profile, students who have earned the HOPE or Zell Miller Scholarship, as well as the HOPE or Zell Miller Grant, can track their academic eligibility while attending a HOPE-eligible Georgia college or university.

Note: GAfutures accounts require the student's Social Security number and date of birth in order to provide the student's secure academic data.





HIGH SCHOOL
Six Weeks Interim Progress Reports & Semester Report Card Dates 2019-2020 School Year

Term	Reporting Period	Period Dates	Report Card Tab (HAC) Off Dates	Grades Loaded from Gradebook	Grades Verified	Grade Reports Issued
S1	6-Weeks	08/12/19 – 09/20/19		09/23/19	09/24/19	09/26/19 (Thurs)
S1	2 nd 6-Weeks	09/23/19 – 11/04/19		11/06/19	11/07/19	11/11/19 (Mon)
S1	3 rd 6-Weeks	11/06/19 – 12/20/19	12/20/19 – 01/14/20	01/03/20 (workday)	01/06/20	01/13/20 (Report Cards) (Mon)
	1 st Semester	08/13/19 – 12/20/19				
S2	1 st 6-Weeks	01/06/20 – 02/19/20		02/20/20	02/21/20	02/25/20 (Tues)
	2 nd 6-Weeks	02/20/20 – 04/03/20		04/13/20	04/14/20	04/16/20 (Thurs)
S2	3 rd 6-Weeks	04/13/20 – 05/22/20	05/21/20 – 06/01/20	05/22/20	05/26/20 (Post Planning)	05/29/20 (unofficial transcripts mailed) (Thur)
	2 nd Semester	01/06/20 – 05/22/20				